



Single Paper Book


1. Take a sheet of paper




2. Fold it in half on the horizon.




3. Fold it in half the other way.




4. Fold into the middle.




5. Design your pages now (or you can wait until you finish).



6. Cut your paper.





7. Stand it up like this.



8. Fold it like this.



9. Done!



2012 - James Darrow - JamesDarrow.Deviantart.com